



Stylus

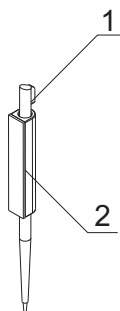


Fig.1

The stylus (Fig. 1, pos. 1) is provided for comfortable and safe operation of the touch-screen of the IFS7002 fire control panel. Use the stylus by slightly pressing its tip onto the area of the designated button.

The self-adhesive pad of the carrier (Fig. 1, pos.2) allows for easy fixation at the proper place.

The recommended place on the fire control panel is displayed on Fig. 2.

Usage of other objects for touch-screen operation is not recommended due to possible damage.



Stylus

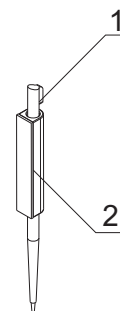


Fig.1

The stylus (Fig. 1, pos. 1) is provided for comfortable and safe operation of the touch-screen of the IFS7002 fire control panel. Use the stylus by slightly pressing its tip onto the area of the designated button.

The self-adhesive pad of the carrier (Fig. 1, pos.2) allows for easy fixation at the proper place.

The recommended place on the fire control panel is displayed on Fig. 2.

Usage of other objects for touch-screen operation is not recommended due to possible damage.

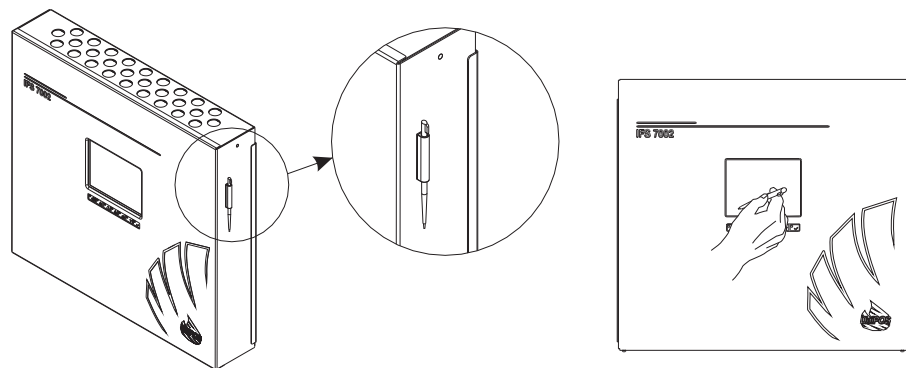


Fig.2

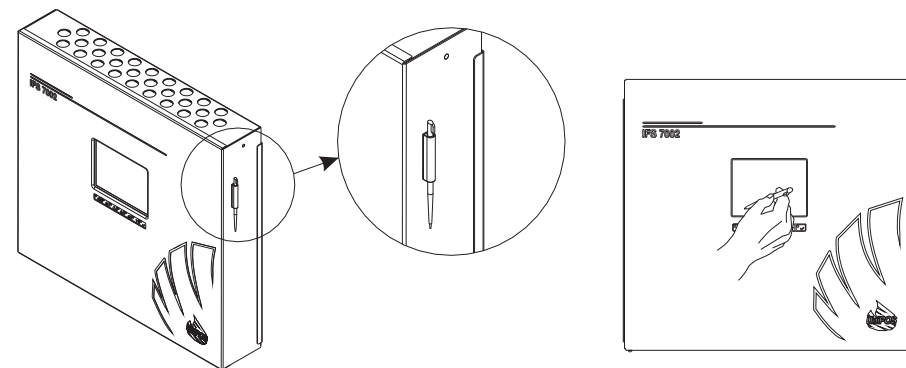


Fig.2